

## Feeding habits of the Pacific Porgy *Calamus brachysomus* (Teleostei: Sparidae) in the central Gulf of California, Baja California Sur, Mexico

Anabel Veranes-Dip<sup>1</sup>, Xchel G Moreno-Sánchez<sup>1\*</sup>, Arturo Tripp-Valdez<sup>1</sup>, Marina S Irigoyen-Arredondo<sup>2,3</sup>, Leonardo A Abitia-Cárdenas<sup>1</sup>

### ARTICLE INFO

#### Article history:

Received 22 June 2023

Accepted 06 June 2024

Published 19 June 2024

### LEER EN ESPAÑOL:

<https://doi.org/10.7773/cm.v2024.3428>

### CORRESPONDING AUTHOR

\* E-mail: [xchel.moreno@gmail.com](mailto:xchel.moreno@gmail.com)

<sup>1</sup> Departamento de Pesquerías y Biología Marina, Centro Interdisciplinario de Ciencias Marinas, Instituto Politécnico Nacional, 23096 La Paz, BCS, Mexico.

<sup>2</sup> Departamento Académico de Ciencias Marinas y Costeras, Universidad Autónoma de Baja California Sur, 23085 La Paz, Baja California Sur, Mexico.

<sup>3</sup> Consejo Nacional de Humanidades, Ciencias y Tecnologías, 03940 Ciudad de Mexico, Mexico.

**ABSTRACT.** The Pacific Porgy (*Calamus brachysomus*) is a commercially important fish in Baja California Sur, Mexico, where it reproduces year-round. The feeding habits of fishes can change during reproductive stages in response to changes in energetic demand. The objective of this study was to characterize the trophic habits of the Pacific Porgy and how these varied by sex, reproductive stage, and season. Monthly samples were obtained from July 2015 to July 2016 in the central Gulf of California. The stomach contents of 235 specimens (108 males and 127 females) were analyzed. The trophic spectrum comprised 90 prey items, including 58 mollusks, 14 echinoderms, 13 arthropods, 2 chordates, 1 annelid, 1 poriferan, and algal remains. According to the prey-specific index of relative importance (%PSIRI), the most important prey items were the bivalves *Transennella* spp. (7.24%), *Argopecten* spp. (6.94%), *Anadara* spp. (6.25%), *Septifer zeteki* (6.19%), and *Tivela* spp. (6.1%). The trophic spectrum varied significantly by season but not by sex or reproductive stage. There were no significant interactions between sex and season or sex and reproductive stage. According to the Levin index, *C. brachysomus* exhibited a narrow trophic niche ( $B_i = 0.31$ ). Costello graphs indicated the dominance of a few species, with shifts in the relative abundance of prey species. Based on the trophic analysis, *C. brachysomus* was classified as a tertiary consumer (3.18). Therefore, *C. brachysomus* represents an important link between upper and lower trophic levels. Based on these results, we inferred that the Pacific Porgy is an opportunistic predator that feeds actively during all reproductive stages. Thus, the energetic requirements needed for reproduction appear to be covered by the prey that comprise the trophic spectrum of *C. brachysomus* without this species needing to switch to more energy-rich prey.

**Key words:** Sparidae, feeding habits, opportunistic predator, reproduction, Gulf of California.

## INTRODUCTION

The family Sparidae comprises teleost fishes that are widely distributed in tropical and temperate waters (Sheaves 2006, Pavlidis and Mylonas 2011). Most sparids are carnivorous and feed on benthic invertebrates (Smith 1938, Siddiqui et al. 2022), although some sparids are herbivores or omnivores that ingest large amounts of plant material (Chavance et al. 1986, Castillo-Rivera et al. 2007). It should be noted that sparids exhibit a wide variety of mating systems and reproductive strategies, such as gonochorism and simultaneous and sequential hermaphroditism (Buxton and Garrat 1990, De Mitcheson and Liu 2008),

and relatively long reproductive periods (Houde 1975, Pavlidis and Mylonas 2011). Several members of this family are important for recreational riverine fisheries due to their high economic value, with the catch destined for human consumption (Hoşsucu and Cakir 2003, Pavlidis and Mylonas 2011).

The Pacific Porgy (*Calamus brachysomus*) is the only representative of the family Sparidae that is distributed in the eastern tropical Pacific and Gulf of California (Salas et al. 2011). Juveniles inhabit shallow waters over mixed sandy and rocky substrates. Adults are found on sandy bottoms and at the margins of rocky reefs at a maximum depth of ~80 m (Eschmeyer et al. 1983, Thomson 1987). Although this

Open Access

Online ISSN: 2395-9053

Screened via Similarity Check powered by iThenticate

<https://doi.org/10.7773/cm.v2024.3428>



This is an Open Access article distributed under the terms of the [Creative Commons Attribution 4.0 International License \(CC BY 4.0\)](https://creativecommons.org/licenses/by/4.0/), which allows you to share and adapt the work, as long as you give appropriate credit to the original author(s) and the source, provide a link to the Creative Commons license, and indicate if changes were made. Figures, tables, and other elements in the article are included in the article's CC BY 4.0 license, unless otherwise indicated. You must seek permission from the copyright holder for use of material not covered by this license. The journal title is protected by copyrights owned by Universidad Autónoma de Baja California, and the journal title and logo are not subject to this license.

species is not the target of a directed fishery, it is caught in high volumes as bycatch in multispecific riverine fisheries in Mexico (CONAPESCA 2021) and is common in regional (Baja California Sur) and national markets (Veranes-Dip et al. 2022).

Biological studies of the Pacific Porgy based on samples obtained in Bahía Magdalena, Baja California Sur (BCS), have included descriptions of eggs and larvae and reported hatching temperatures of 20 to 26 °C (Matus-Nivón et al. 1987, 1989). This species reproduces year-round in Santa Rosalía, BCS, with 2 reproductive peaks (May–July and November) when the sea surface temperature (SST) ranges from 21 to 28 °C (Veranes-Dip et al. 2022).

The only prior study on the diet of the Pacific Porgy reported that the main prey items of *C. brachysomus* were invertebrates, such as bivalves, gastropods, echinoderms, and crustaceans, and occasionally small fishes (Abitia-Cárdenas et al. 1990). Another study, which grouped the Pacific Porgy with 7 other species in the category of small demersal fishes, found that its overall diet consisted of bivalves, gastropods, crabs, shrimp, and sessile invertebrates (Ainsworth et al. 2009). Currently, there are no published studies on many important aspects of the feeding habits of this species or how diet could be affected by multiple factors, such as reproductive condition or the physical characteristics of habitats.

Considering that feeding strategies can vary during the reproductive period in response to energy demands, especially during maturation and spawning (Luquet and Watanabe 1986, Saborido-Rey 2004), information on the feeding habits of *C. brachysomus* during different reproductive stages will be useful for maximizing the reproductive effort of the species in aquaculture settings (Mylonas et al. 2010). Given the growing interest in *C. brachysomus* as a fishery resource, the lack of information on its biology must be addressed. Therefore, the objectives of the present study were to characterize the feeding habits of the Pacific Porgy in Santa Rosalía, BCS (central Gulf of California), and to analyze possible variations in diet as a function of sex, season, and reproductive stage.

## MATERIALS AND METHODS

### Study area

Monthly sampling was conducted from July 2015 to July 2016. In all, 235 *C. brachysomus* specimens were collected. Specimens were obtained from commercial catches made by the fishers of Santa Rosalía in the central region of the Baja California Peninsula, Mexico (Fig. 1). A total of 480 coastal fishing boats (6.7–10 m in length) operated in the area. *Calamus brachysomus* was caught using gillnets

(10-cm mesh) installed between 10 and 35 m depth (Pérez-Rojo et al. 2022).

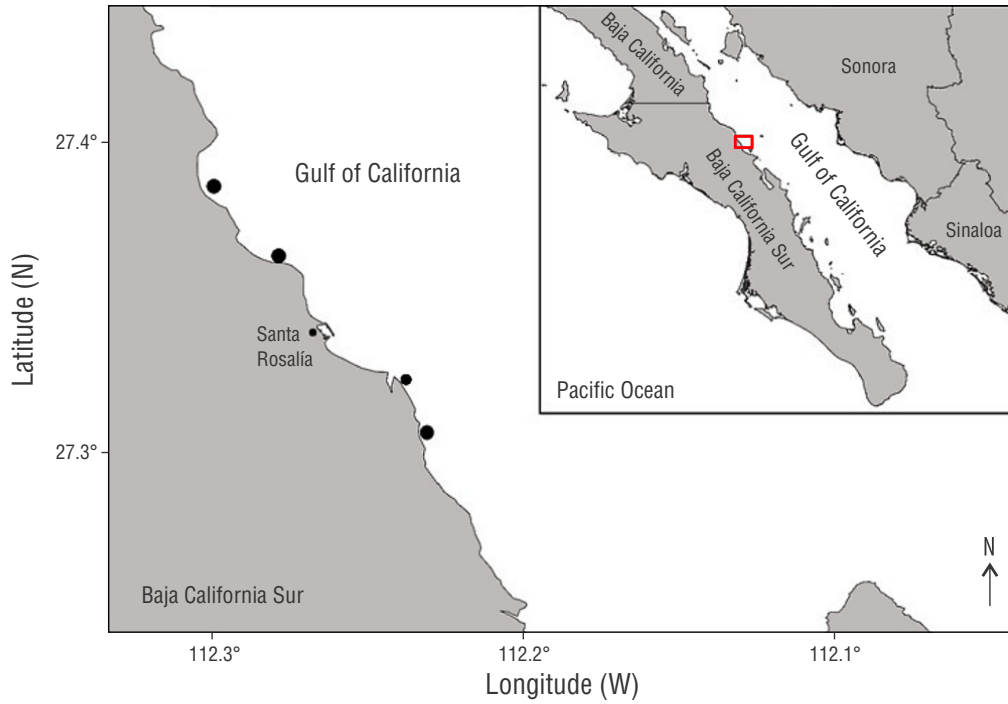
The total length ( $TL \pm 0.1$  cm) and total weight ( $TW \pm 0.1$  g) of each specimen were recorded. Sex and reproductive stage were determined based on the histological gonadal characterization of Veranes-Dip et al. (2022). These authors established 3 groups based on reproductive stage: developing, spawning-capable, and post-spawning. We employed these previously established reproductive-stage groups in this study.

Monthly data of SST were obtained from satellite images downloaded from Scripps Institution of Oceanography (<https://scripps.ucsd.edu/>). These images were processed using Windows Image Manager (WIMSoft, Windows, Redmond, USA). The mean SST value was calculated, and months with temperatures above and below this mean value (anomalies) were considered warm and cold periods, respectively. Two climatic seasons were identified: a cold season (November 2015 to May 2016) and a warm season (July to October 2015 and June to July 2016) (Fig. 2).

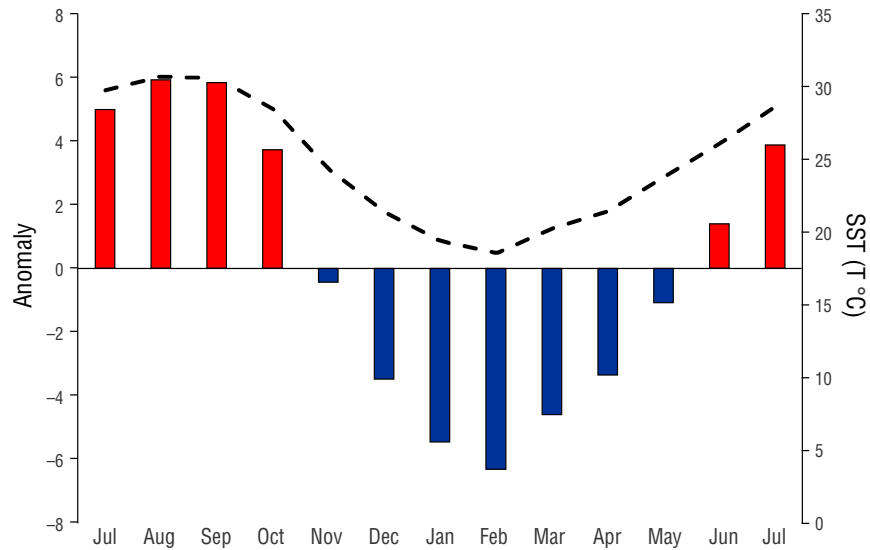
### Trophic analysis

Stomach contents were classified by taxonomic group, and each item was identified to the lowest possible taxonomic level. A stereoscopic Stemi 2000-C microscope (Zeiss, Oberkochen, Germany) and specialized literature were used to identify prey of the following groups: echinoderms (Hendrickx 1995a, Solís-Marín et al. 2005, Hernández-Herrejón et al. 2008), gastropods (Baqueiro et al. 1982, Poutiers 1995b, Hendrickx et al. 2014, Aguilar-Estrada et al. 2017), bivalves (Holguín-Quiñones and González-Pedraza 1994, Poutiers 1995a), malacostracans (Hendrickx 1995b, 1995c; Salgado-Barragán and Hendrickx 2010), and other invertebrates such as annelids, poriferans, and isopods (Brusca 1980, Morris et al. 1980). All taxonomic names were verified using the World Register of Marine Species (WoRMS). We analyzed all data (overall) and data by category: sex (male or female), reproductive stage (developing, spawning-capable, or post-spawning), and season (cold or warm).

Accumulation curves of prey in *C. brachysomus* stomachs were analyzed for all data (overall) and data by category (sex, reproductive stage, and season). This involved comparing the cumulative counts of prey species in the stomach contents using the Clench equation to determine the slope. A slope of less than 0.1 (*a* value) indicated an asymptotic curve and validated the representativeness of the collected prey items. Furthermore, the proportion of recorded prey species, which was used to determine the representativeness of the inventory of stomach contents, ranged from zero (not representative) to 100% (highly representative) (Jiménez-Valverde and Hortal 2003). The curves, model,



**Figure 1.** Study area. Black dots indicate *Calamus brachysomus* sampling sites in Santa Rosalía (27°20'23" N, 112°15'41" W), Baja California Sur, Mexico.



**Figure 2.** Sea surface temperature (SST) by month (dashed line) in the central Gulf of California from July 2015 to July 2016. The primary axis shows anomalies with respect to the mean; the secondary axis shows the temperature in degrees Celsius. Red bars indicate warm months (months with SST above the mean value), and blue bars indicate cold months (months with SST below the mean value).

and slope plots were generated using the ‘Vegan’ package in R v. 3.0.1 (Oksanen et al. 2016).

The prey-specific index of relative importance (%PSIRI), which was proposed by Brown et al. (2012), was used to quantitatively analyze the diet of the Pacific Porgy. This index quantifies the abundance of prey in the stomach of a predator using the following equation:

$$\%PSIRI_i = \frac{\%FO_i \times (\%PN_i + \%PW_i)}{2}, \quad (1)$$

where %PSIRI is the relative importance of the prey-specific index, %FO is the frequency of occurrence, %PN is the percentage by number of the specific prey, and %PW is the percentage by weight of the specific prey.

Trophic breadth was calculated using the standardized Levin index (Hurlbert 1978). Index values below 0.6 indicated a specialist diet, and values above 0.6 indicated a generalist diet (Krebs 1999). This index was calculated using the following equation:

$$B_i = \frac{1}{n-1} \left( \frac{1}{\sum_j p_{ij}^2} \right), \quad (2)$$

where  $B_i$  is the trophic breadth of predator  $i$ ,  $p_{ij}$  is the proportion of prey  $j$  in the diet of predator  $i$ , and  $n$  is the total number of prey.

The Costello method (1990), with modifications by Amundsen et al. (1996), was used to interpret the feeding strategy of the Pacific Porgy for all data (overall) and data by category (sex, reproductive stage, and season) and to corroborate the trophic niche breadth results. Four feeding strategies can be identified with the Costello method: (1) a specialist consuming several trophic resources, (2) a generalist with individual variations in trophic breadth, (3) a specialist consuming one predominant prey type while also occasionally consuming other prey, and (4) a mixed strategy in which some individuals in the population exhibit specialist diets and others exhibit generalist diets (Amundsen et al. 1996). We used TrophLab, which can be downloaded from FishBase (www.fishbase.org) (Pauly et al. 2000), to estimate trophic position. This software uses the equation developed by Christensen and Pauly (1992) to calculate the trophic level of predators and information from fishbase.org to determine the trophic level of prey.

### Statistical analysis

A permutational multivariate analysis of variance (PERMANOVA) with 1,000 permutations was used to evaluate possible differences in diet with respect to sex, season, and reproductive stage using the ‘Adonis()’ function in the ‘Vegan 2.2-1’ package (Oksanen et al. 2016) in R v. 3.0.1. The PERMANOVA was based on the Bray–Curtis dissimilarity distance and employed a 95% significance level.

## RESULTS

### Trophic spectrum

A total of 235 *C. brachysomus* specimens (108 males and 127 females) were collected, all of which contained food in their stomachs. Specimens measured between 15 and 37 cm TL and weighed between 120 and 860 g TW. The prey accumulation curves exhibited good fit; the number of prey species was close to the asymptote predicted by the model for the entire sample (overall) and for each category (sex, reproductive stage, and season). The slope values ranged between 0.06 and 0.09 (except for reproductive stage and cold season, which had slope values of 0.1), and the proportion of recorded prey species ranged between 84% and 97% (Table 1, Fig. 3).

The diet comprised 90 prey items, including 58 mollusks, 14 echinoderms, 13 arthropods, 2 chordates, 11 annelids, and 11 poriferans, as well as unidentified algae. In general, the most important prey based on %PSIRI were the bivalves *Transennella* spp. (7.24%), *Argopecten* spp. (6.94%), *Anadara* spp. (6.25%), *Septifer zeteki* (6.19%), *Tivela* spp. (6.1%), and *Glycymeris* spp. (5.59%) (Fig. 4, Table 2).

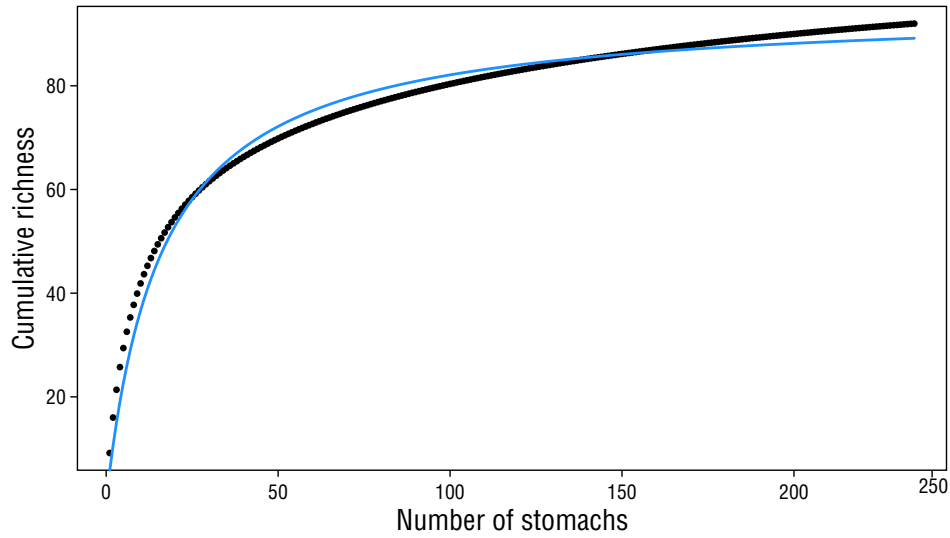
### By sex

The trophic spectrum analysis by sex included 108 stomachs from males and 127 stomachs from females. The

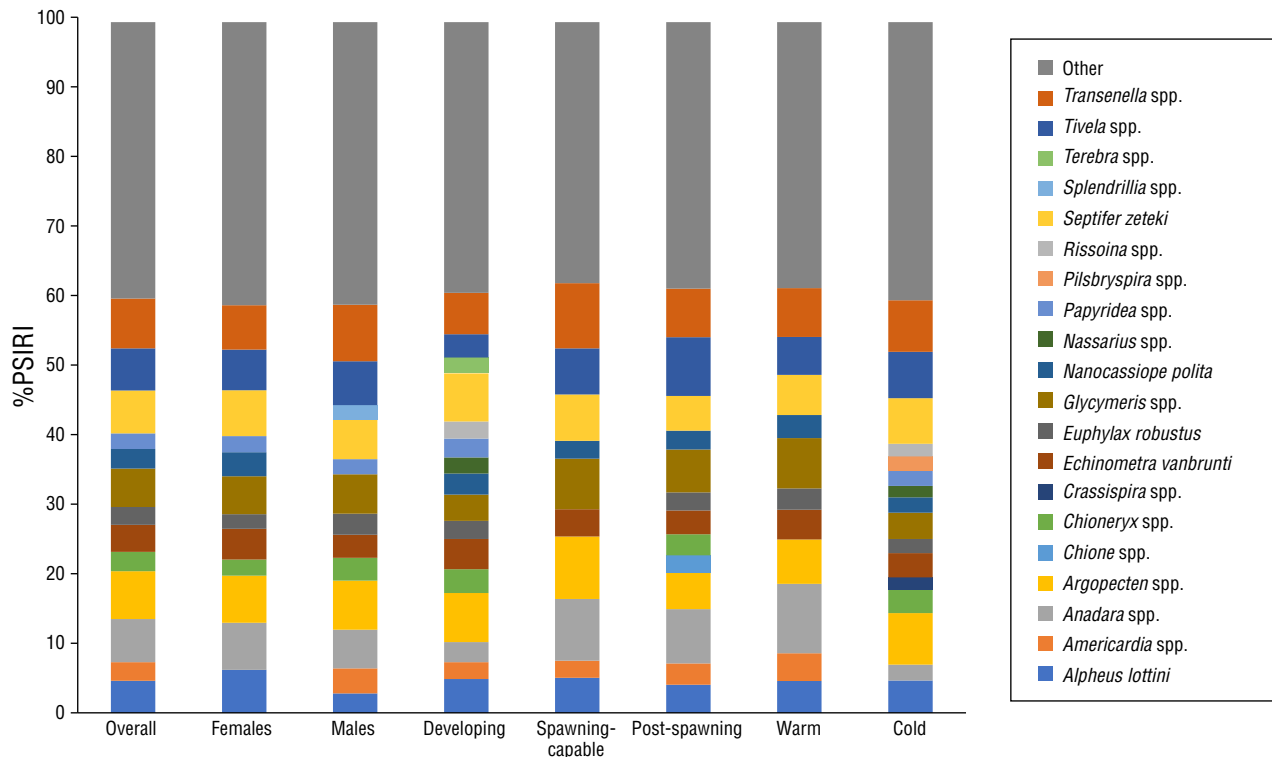
**Table 1.** Prey accumulation curve based on the stomach contents of *Calamus brachysomus* for all data (overall) and by category (sex, reproductive stage, and season).

Category	Ns	<i>a</i>	RF	<i>R</i> <sup>2</sup>
General	235	0.06	96.61	0.99
Sex				
Female	127	0.08	94.07	0.99
Male	108	0.08	92.78	0.99
Reproductive stage				
Developing	89	0.1	91.88	0.99
Spawning-capable	60	0.08	84.00	0.99
Post-spawning	86	0.09	91.18	0.99
Season				
Cold season	120	0.1	94.80	0.99
Warm season	115	0.06	90.67	0.99

Ns: number of analyzed stomachs; *a*: slope; RF: registered fauna; *R*<sup>2</sup>: coefficient of determination.



**Figure 3.** Cumulative richness curve used to characterize the general feeding habits of *Calamus brachysomus*. The black points are species richness, and the blue line is the Clench model.



**Figure 4.** Percentages of the prey-specific index of relative importance (%PSIRI) for the main prey items consumed by *Calamus brachysomus* in the central Gulf of California, Mexico, for all data (overall) and data by category: sex (male or female), season (warm or cold), and reproductive stage (developing, spawning-capable, and post-spawning).

**Table 2.** *Calamus brachysomus* prey in Santa Rosalía, Mexico. Values for each prey item by number (N), weight (W), and frequency of occurrence (FO) expressed as absolute numbers and percentages. The results of these indices were integrated into the prey-specific index of relative importance (%PSIRI).

Species		FO	N	W	%FO	%N	%W	%PSIRI		
Mollusca										
Bivalvia	Lucinidae	21	27	1.04	8.94	0.73	0.68	1.02		
	Arcidae	<i>Anadara</i> spp.	77	194	22.13	32.77	5.28	14.54	6.25	
		<i>Arca</i> spp.	36	42	1.27	15.32	1.14	0.84	1.34	
		<i>Barbatia</i> spp.	8	9	0.94	3.4	0.24	0.62	0.66	
		<i>Americardia</i> spp.	42	66	6.57	17.87	1.8	4.32	2.91	
		<i>Papyridea</i> spp.	55	89	1.88	23.4	2.42	1.24	2.28	
		Corbulidae	<i>Corbula</i> spp.	30	37	1.31	12.77	1.01	0.86	1.40
		Glycymerididae	<i>Tucetona</i> spp.	13	27	1.72	5.53	0.73	1.13	0.97
		Hiatellidae	<i>Glycymeris</i> spp.	62	231	15.93	26.38	6.28	10.46	5.59
		Mytilidae	<i>Septifer zeteki</i>	111	269	4.66	47.23	7.32	3.06	6.19
		Pectinidae		2	2	0.09	0.85	0.05	0.06	0.06
			<i>Argopecten</i> spp.	105	232	8.18	44.68	6.31	5.37	6.94
		Pteriidae	<i>Pteria sterna</i>	16	32	0.56	6.81	0.87	0.37	0.73
		Veneridae	<i>Transennella</i> spp.	109	226	7.04	46.38	6.15	4.63	7.24
			<i>Tivela</i> spp.	76	252	16.11	32.34	6.85	10.58	6.1
			<i>Chioneryx</i> spp.	71	129	1.7	30.21	3.51	1.12	2.78
			<i>Chione</i> spp.	24	28	1.42	10.21	0.76	0.93	1.51
		<i>Leukoma</i> spp.	20	37	0.57	8.51	1.01	0.37	1.16	
Gastropoda	Patellogastropoda		8	8	2.36	3.4	0.22	1.55	0.91	
	Architectonicidae	<i>Heliacus</i> spp.	20	21	0.16	8.51	0.57	0.11	0.37	
	Buccinidae		3	3	0.02	1.28	0.08	0.01	0.08	
	Bullidae	<i>Bulla</i> spp.	37	54	0.45	15.74	1.47	0.3	0.99	
	Calyptraeidae	<i>Crepidula</i> spp.	26	28	0.71	11.06	0.76	0.47	0.84	
	Cerithiopsidae	<i>Seila</i> spp.	16	22	0.09	6.81	0.6	0.06	0.05	
	Columbellidae	<i>Mitrella millepunctata</i>	20	42	0.39	8.51	1.14	0.26	0.91	
	Drilliidae	<i>Splendrillia</i> spp.	27	144	0.45	11.49	3.92	0.3	1.68	
	Eratoidea	<i>Hespererato</i> spp.	11	11	0.08	4.68	0.3	0.05	0.18	
	Eulimidae	<i>Eulima</i> spp.	1	1	0	0.43	0.03	0	0.03	
	Fascioliariidae			2	2	0.04	0.85	0.05	0.03	0.08
			<i>Latirus</i> spp.	21	28	0.18	8.94	0.76	0.11	0.46

(continued on next page)

Table 2 (continued)

Species		FO	N	W	%FO	%N	%W	%PSIRI
	Ficidae	7	10	0.02	2.98	0.27	0.01	0.11
	Fissurellidae	<i>Fissurella</i> spp.	15	20	0.61	6.38	0.54	0.44
	Mangeliidae	<i>Steironepion</i> spp.	23	31	0.15	9.79	0.84	0.57
		<i>Agathotoma</i> spp.	4	4	0.01	1.7	0.11	0.08
	Marginellidae	<i>Volvarina taeniolata</i>	27	40	0.17	11.49	1.09	0.72
		<i>Volvarina</i> spp.	28	37	0.14	11.91	1.01	0.57
	Mitromorphidae	<i>Mitromorpha</i> spp.	3	12	0.52	1.28	0.33	0.26
	Nassariidae	<i>Nassarius</i> spp.	45	83	2.18	19.15	2.26	1.51
	Naticidae	<i>Polinices uber</i>	33	36	0.43	14.04	0.98	0.91
	Pisaniidae	<i>Engina jugosa</i>	11	25	0.36	4.68	0.68	0.51
	Olivellidae		8	9	0.21	3.4	0.24	0.21
	Planaxidae		8	11	0.07	3.4	0.3	0.17
		<i>Planaxis</i> spp.	1	1	0	0.43	0.03	0.06
	Potamididae	<i>Cerithidea</i> spp.	1	1	0	0.43	0.03	0.03
	Rissoinidae	<i>Rissoina</i> spp.	43	90	1.09	18.3	2.45	1.44
	Pseudomelatomidae	<i>Crassispira</i> spp.	31	72	0.66	13.19	1.96	1.51
		<i>Pilsbryspira</i> spp.	37	69	0.57	15.74	1.88	1.18
	Tegulidae	<i>Tegula</i> spp.	54	87	1.6	22.98	2.37	1.72
	Siphonariidae		9	11	0.34	3.83	0.3	0.25
		<i>Williamia</i> spp.	1	2	0.02	0.43	0.05	0.05
	Terebridae	<i>Terebra</i> spp.	40	78	0.8	17.02	2.12	1.37
	Tornatinidae		2	3	0.01	0.85	0.08	0.05
	Triphoridae	<i>Triphora</i> spp.	35	63	0.19	14.89	1.71	0.82
	Trochidae	<i>Turbo</i> spp.	1	9	1.37	0.43	0.24	0.11
	Turridae		13	15	0.07	5.53	0.41	0.23
	Velutinidae	<i>Lamellaria inflata</i>	1	1	0.14	0.43	0.03	0.09
Polyplacophora	Chitonidae		19	34	0.61	8.09	0.92	0.72
Scaphopoda			3	3	0.01	1.28	0.08	0.07
Porifera			2	2	0.34	0.85	0.05	0.17
Echinodermata			1	1	0.01	0.43	0.03	0.03
Asteroidea	Astropectinidae	<i>Astropecten armatus</i>	3	3	1.85	1.28	0.08	0.46

(continued on next page)

Table 2 (continued)

Species			FO	N	W	%FO	%N	%W	%PSIRI
	Ophidiasteridae	<i>Phataria unifascialis</i>	5	5	0.33	2.13	0.14	0.22	0.04
	Ctenodiscidae	<i>Ctenodiscus crispatus</i>	6	7	0.1	2.55	0.19	0.06	0.13
Echinoidea	Echinometridae	<i>Echinometra vanbrunti</i>	106	113	5.15	45.11	3.07	3.39	3.93
	Cidaridae	<i>Eucidaris thouarsii</i>	6	6	0.94	2.55	0.16	0.62	0.62
	Toxopneustidae	<i>Toxopneustes roseus</i>	5	5	0.07	2.13	0.14	0.05	0.19
Holothuroidea			3	9	4.03	1.28	0.24	2.65	0.45
Ophiuroidea			11	11	1.07	4.68	0.3	0.7	0.37
	Ophiocomidae	<i>Ophiocoma</i> spp.	16	16	5.09	6.81	0.44	3.34	0.85
	Ophiodermatidae	<i>Ophioderma panamense</i>	3	3	0.46	1.28	0.08	0.3	0.26
	Ophiotrichidae	<i>Ophiothela mirabilis</i>	5	6	0.04	2.13	0.16	0.03	0.16
	Amphiuridae	<i>Amphiodia</i> spp.	1	1	0.07	0.43	0.03	0.05	0.09
	Asteronychidae	<i>Asteronyx</i> spp.	1	1	0	0.43	0.03	0	0.03
Annelida			5	6	1.21	2.13	0.16	0.79	0.27
Arthropoda									
Malacostraca	Alpheidae	<i>Alpheus lottini</i>	86	119	4.82	36.6	3.24	3.17	4.65
	Xanthidae	<i>Nanocassiope polita</i>	54	58	2.94	22.98	1.58	1.93	2.81
	Portunidae	<i>Euphylax robustus</i>	35	49	6.14	14.89	1.33	4.03	2.56
	Panopeidae	<i>Eurypanopeus</i> spp.	22	29	1.68	9.36	0.79	1.11	1.23
	Mithracidae	<i>Mithrax</i> spp.	9	13	0.7	3.83	0.35	0.46	0.55
	Calappidae		2	3	0.8	0.85	0.08	0.52	0.22
	Varunidae	<i>Hemigrapsus oregonensis</i>	4	5	1.02	1.7	0.14	0.67	0.30
	Pinnotheridae		2	3	0.05	0.85	0.08	0.03	0.08
	Canceridae		2	2	0.14	0.85	0.05	0.09	0.11
	Parthenopidae		1	1	0	0.43	0.03	0	0.03
		<i>Leiolambrus</i> spp.	1	1	0.01	0.43	0.03	0	0.04
Isopoda			2	2	0.01	0.85	0.05	0.01	0.07
Stomatopoda			1	1	0.06	0.43	0.03	0.04	0.07
Chordata									
Ascidiacea			6	10	0.92	2.55	0.27	0.6	0.63
Actinopterygii			2	2	0.89	0.85	0.05	0.58	0.14
Unidentified algae			30	0	0.85	12.77	0	0.56	0.92

trophic spectrum of males comprised 83 prey items. Based on %PSIRI, the most important prey items were the bivalves *Transennella* spp. (8.2%), *Argopecten* spp. (7.09%), *Tivela* spp. (6.36%), *Glycymeris* spp. (5.71%), and *S. zeteki* (5.7%). The trophic spectrum of females comprised 80 prey items. Based on %PSIRI, the most important prey items were the bivalves *Argopecten* spp. and *Anadara* spp. (6.82%), *S. zeteki* (6.61%), and *Transennella* spp. (6.43%) and the crustacean *Alpheus lotinni* (6.22%) (Fig. 4). The PERMANOVA analysis did not result in significant differences between males and females ( $F_{(1)} = 1.47, P > 0.09$ ) (Table 3).

#### By reproductive stage

The trophic spectrum analysis by reproductive stage included 74 specimens in the developing stage, 73 in the spawning-capable stage, and 76 in the post-spawning stage. Based on %PSIRI, the most important prey items in the stomach contents of specimens in the developing stage were the bivalves *Tivela* spp. (8.51%), *Anadara* spp. (7.85%), *Transennella* spp. (7.02%), *Glycymeris* spp. (6.22%), and *Argopecten* spp. (5.33%). Based on %PSIRI, the most important prey items the stomach contents of specimens in the spawning-capable stage were the bivalves *Transennella* spp. (9.43%), *Argopecten* spp. (9.04%), *Anadara* spp. (8.93%), and *Glycymeris* spp. (7.33%). Based on %PSIRI, the most important prey items in the the stomach contents of specimens in the post-spawning stage were the bivalves *Tivela* spp. (8.51%), *Anadara* spp. (7.85%), *Transennella* spp. (7.02%), and *Glycymeris* spp. (6.22%) (Fig. 4). There were no significant differences in the stomach contents of specimens in different reproductive stages ( $F_{(1)} = 1.42, P > 0.06$ ) (Table 3).

#### By season

The trophic spectrum analysis by season included 15 specimens sampled during the warm season and 120 specimens

sampled during the cold season. The stomach contents of specimens collected in the warm season included 80 prey items. Based on %PSIRI, the most important prey items were the bivalves *Anadara* spp. (10.05%), *Glycymeris* spp. (7.28%), *Transennella* spp. (7.04%), and *Argopecten* spp. (6.43%). The stomach contents of specimens collected in the cold season also included 80 prey items. Based on %PSIRI, the most important prey items were the bivalves *Argopecten* spp. (7.48%), *Transennella* spp. (7.45%), *Tivela* spp. (6.73%), and *S. zeteki* (6.59%) (Fig. 4). The PERMANOVA indicated significant differences in diet between the warm and cold seasons ( $F_{(1)} = 5.2, P < 0.001$ ). There were no significant differences in diet resulting from the interactions between sex and season ( $F_{(1,1)} = 1.73, P > 0.06$ ) or between sex and reproductive phase ( $F_{(1,2)} = 1.7, P > 0.09$ ) (Table 3).

#### Trophic analysis

According to the Levin index, the feeding strategy of the Pacific Porgy revealed this species to be a predator with a narrow trophic niche ( $B_i = 0.31$ ). This feeding strategy remained unaltered when considering the categories of sex (females:  $B_i = 0.33$ ; males:  $B_i = 0.34$ ), reproductive stage (developing stage:  $B_i = 0.37$ ; spawning-capable stage:  $B_i = 0.26$ ; post-spawning stage:  $B_i = 0.37$ ), and season (cold season:  $B_i = 0.36$ ; warm season:  $B_i = 0.29$ ). The Costello graphs indicated that *C. brachysomus* consumed mainly benthic prey, the most important of which were the bivalves *Argopecten* spp., *S. zeteki*, *Transennella* spp., and *Anadara* spp. These prey items were relatively abundant and frequently consumed, but their importance in the diet of *C. brachysomus* varied according to the analyzed categories (Fig. 5).

Considering all data, the trophic level of *C. brachysomus* was 3.18. The trophic level was also calculated by sex (3.16 for males and females), reproductive stage (3.17 for specimens in the developing stage, 3.18 for specimens in the spawning-capable stage, and 3.14 for specimens in the post-spawning stage), and season (3.15 during the cold season and 3.26 during the warm season).

## DISCUSSION

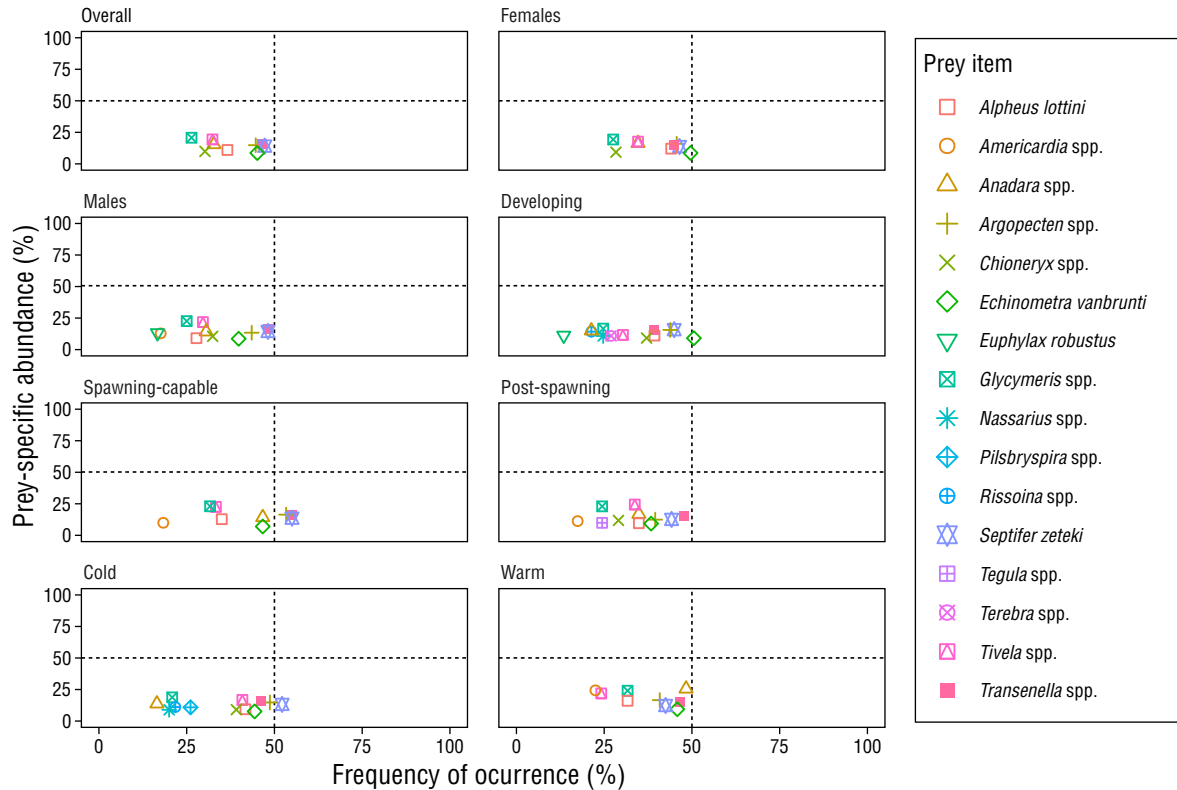
### Feeding habits

Our results confirm that *C. brachysomus* is a predator that feeds mainly on benthic invertebrates and occasionally on small fish. This was verified by the fish remains found in the stomachs of 2 individuals; there were also algal remains found in some stomachs. These results coincide with what was found by Abitia-Cárdenas et al. (1990), who identified bivalves, crustaceans, echinoderms, some small fishes, and algal remains in the stomach contents of Pacific Porgy specimens from Bahía Concepción in the Gulf of California. During the 9 months of our study, algal remains were found in 2 to 33 individuals per month (30 stomachs contained algal remains).

**Table 3.** Permutational multivariate analysis of variance (PERMANOVA) results of abundance data for prey in the diet of *Calamus brachysomus* by sex, season, reproductive stage, and interactions.

Category	d.f.	F	P
Sex	1	1.47	0.095
Season	1	5.25	0.001*
Reproductive phase	2	1.42	0.06
Sex: Season	1	1.73	0.06
Sex: Reproductive phase	2	1.7	0.09
Season: Reproductive phase	2	1.34	0.08

\* Indicates significant differences, d.f. = degrees of freedom, F = PERMANOVA, P = probability value



**Figure 5.** Feeding strategies of *Calamus brachysomus* represented with Costello graphs. Prey-specific abundance (%N) and frequency of occurrence (%FO) in the diet of *C. brachysomus* in the central Gulf of California, Mexico, for all data (overall) and data by sex (females and males), reproductive stage (developing, spawning-capable, and post-spawning), and season (cold season and warm season).

Most sparids are characterized as carnivorous predators, and the presence of algae in the stomach contents of some species has been attributed to accidental ingestion (Randall 1968, Manooch 1977, Horvath et al. 1990). To date, members of the genus *Calamus* have been described as carnivorous predators that exhibit conical teeth in the anterior region of the mandibles, which they use to grab prey, and wide molars on the sides of the mandibles, which they use to grind food (Randall and Caldwell 1966, Randall 1967). Therefore, it is possible that the algal remains found in this study were accidentally ingested by the fish when capturing their prey.

Species of the genus *Calamus* feed mainly on mobile benthic invertebrates, which agrees with what was found in this study. Reid (1954) reported that the diet of *Calamus arctifrons* comprised copepods, amphipods, mysids, shrimps, bivalves, and gastropods. Dubovitsky (1977) reported that the main food items of *Calamus proridens* were bivalves and small crabs, while its main prey in the Gulf of Mexico was the crustacean *Penaeus durorarum*. Sedberry (1989) analyzed the diet of *Calamus leucosteus* in South Carolina in the United States and reported that its main food source was gastropods, although decapods, polychaetes, pelecypods, echinoderms, and fishes were also consumed. A study of *Calamus nodosus* in North Carolina and South Carolina in the United States reported that this species is an opportunistic carnivore that

preys on benthic organisms; its trophic spectrum comprised mostly mollusks, as well as crabs, polychaetes, echinoderms, cirripeds, shrimps, squids, nematodes, fishes, anemones, sea cucumbers, and octopuses (Horvath et al. 1990).

The histological analysis of gonads sampled in this study showed that the Pacific Porgy presents asynchronous development of the oocytes and partial spawning, and it can reproduce year-round in Santa Rosalía (Veranes-Dip et al. 2022). These characteristics are displayed by fishes that adjust oocyte recruitment based on the exogenous energy available during development and gamete spawning (McBride et al. 2015, Saborido-Rey 2016). Therefore, food resources are one of the most important factors for reproductive success (do Carmo et al. 2019).

Given that reproduction demands large amounts of energy, it can induce variability in feeding behavior in terms of intensity or the types of prey consumed. Predators may prefer more energetic prey during maturity and spawning (Ysla-Guzmán et al. 2021). Therefore, lipids are an important energy resource for fish reproduction (Johnson 2009). In particular, highly unsaturated fatty acids (HUFAs) have been linked to gonadal development, fecundity, fertilization, egg quality, and larval hatching rates (Fernández-Palacios et al. 1995, Johnson 2009).

The most important items in the diet of *C. brachysomus* were bivalves. This group of organisms is known for being an important source of lipids, as they concentrate HUFAs

obtained from phytoplankton (Ricardo et al. 2015). This accumulation is even greater in the gonads of bivalves during maturity and spawning (Giese 1966). There are reports of several species in the families Veneridae (Baqueiro and Aldana 2000), Chionidae (Baqueiro and Aldana 2000, Castillo-Durán et al. 2013), Mytilidae (García-Domínguez et al. 2018), and Pectinidae (Baqueiro and Aldana 2000) that can reproduce year-round in the Gulf of California. Therefore, bivalves may be an energy source that is available year-round and that could provide the lipids necessary for reproduction, which would explain the absence of significant variations in diet during the reproductive stages analyzed in this study.

The PERMANOVA results indicated significant variations between seasons in the most important prey consumed. Seasonal variations in the trophic spectrum of other sparids have been reported by several authors (Pallaoro et al. 2003, Osman and Mahmud 2009). These variations could be related to abiotic conditions, as well as to natural fluctuations in the abundance and availability of prey species (Chakroun and Kartas 1987, Bock et al. 2010). There is a marked seasonality in the Gulf of California in terms of the SST gradient, as well as mesoscale oceanographic processes that can stimulate changes in community structure (Avendaño-Ibarra et al. 2013, Inda-Díaz et al. 2014, Contreras-Catala et al. 2015). The closeness of Santa Rosalía to productivity centers, such as the Midriff Islands of the Gulf of California (Martínez-Zavala et al. 2010), could influence the abundance of prey species. Therefore, we consider that the Pacific Porgy is a predator with non-specific feeding habits that can adjust its diet to the most abundant and available food resources in its habitat.

The standardized Levin index for all data (overall) and data by category showed that *C. brachysomus* may be considered a predator with a narrow trophic niche. The Costello graphs suggested that there were only a few dominant prey species, and their importance varied. Some sparids, including species within the *Calamus* genus, break up food with their molars and pharyngeal teeth, which makes taxonomic identification difficult. Several of the prey items obtained in this study could not be identified to either species or genus level due to the advanced degree of digestion. However, we found a wide trophic spectrum that comprised 90 prey items, most of which were present in low abundance in the stomach contents.

The 5 most important prey species based on %PSIRI represented 38% of all diet items. There were also significant differences in diet by season. Thus, we can infer that although the Levin index indicated that the feeding strategy was that of a specialist predator, *C. brachysomus* could be categorized as an opportunistic predator that takes advantage of the availability and abundance of prey in the moment, which can be corroborated by the results reported for other sparid species (Ghanbarzadeh et al. 2014, Goldman et al. 2015, Jin et al. 2023). The trophic level calculated for the Pacific Porgy was 3.18. This classifies it as a tertiary consumer, making it an important link between lower and upper trophic levels. This coincides with what has been reported for other sparid

species (Jin et al. 2023). The trophic level of the Pacific Porgy indicates that it is an important species for energy transfer, as are serranids and lutjanids (Moreno-Sánchez et al. 2019, Quiroga-Samaniego et al. 2022).

## CONCLUSIONS

*Calamus brachysomus* is an opportunistic carnivorous predator that consumes mostly benthic prey. It has non-specific feeding habits and adjusts its diet based on the most abundant and available prey in its habitat. The trophic spectrum of this species was not altered by reproductive events, and the energy acquired from prey during each developmental stage is sufficient for recruitment and spawning without these fish needing to consume more energy-rich prey.

## DECLARATIONS

### Supplementary Material

This work includes no supplementary material.

### Acknowledgments

All authors are grateful to the fishers of the BRUMAR cooperative of Santa Rosalía for providing the fish samples and to Dr. Arturo Tripp Quezada who confirmed the identity of the bivalve species.

### Funding

This study was funded by National Council of Humanities, Sciences and Technologies (CONAHCYT), the National System of Researchers, and the Secretary of Research and Postgraduate Studies-IPN through the project “*Monitoreo de metales pesados: evaluación de la salud de los pargos Lutjanus peru y L. guttatus y riesgo por su consumo en la población humana del distrito minero de Santa Rosalía, BCS, México*” (No. 20220717) and the projects 20230888 and 20240775. XGMS, ATV, and LAAC appreciate the support received from the Commission for the Operation and Promotion of Academic Activities and Incentives for the Performance of IPN Researchers. MSIA thanks the Autonomous University of Baja California Sur for a postdoctoral scholarship (443860), provided through “*Estancias Posdoctorales por México 2021 (2021–2025)*” (Project No. 869449).

### Conflict of interests

The authors declare that they have no conflict of interest.

### Author contributions

Conceptualization: XGMS (main); Sample processing: AVD (main); Data curation: AVD (supporting), XGMS

(main) and ATV (main); Formal analysis: XGMS (main), MSIA (supporting) and ATV (main); Acquisition of financing: XGMS (main); Research: XGMS (main), MSIA (main) and ATV (main); Methodology: AVD (supporting) and XGMS (main); Project management: XGMS (main); Resources: XGMS (main) and MSIA (main); Software: XGMS (main), ATV (equal), AVD (supporting); Supervision: XGMS (main), MSIA (main), ATV (main) and LAAC (supporting); Validation: XGMS (main); Display: XGMS (main), MSIA (main), ATV (main); Writing-original draft: AVD (main) XGMS (main), MSIA (main), ATV (main); Writing-revision and editing: AVD (supporting) XGMS (main), MSIA (main), ATV (main) and LAAC (supporting).

#### Data availability

Data for this study may be obtained from the corresponding author, Xchel Gabriel Moreno Sánchez, upon reasonable request.

#### Use of AI tools

The authors did not use any artificial intelligence tools for this work.

#### REFERENCES

- Abitia-Cárdenas LA, Rodríguez-Romero J, Galván-Magaña F. 1990. Observaciones tróficas de tres especies de peces de importancia comercial en la Bahía Concepción Baja California Sur, México. *Inv Mar CICIMAR*. 5(1):55-61.
- Aguilar-Estrada LA, Ruiz-Bojseaneau I, Rodríguez D. 2017. Juvenile stages of limpet-like gastropod and chiton (Mollusca) species associated with intertidal macroalgae from Guerrero, Mexico = Estadios juveniles de las especies de gasterópodos pateliformes and de poliplacóforos (Mollusca) asociados a macroalgas intermareales de Guerrero, México. *Rev Mex Biodivers*. 88(2):280-299. <https://doi.org/10.1016/j.rmb.2017.03.021>
- Ainsworth CH, Kaplan IC, Levin PS, Mangel M. 2009. Composición de las dietas de peces en el Golfo Norte de California. In: Morzaria-Luna HN (ed.), *Un folleto de difusión del Integrative Marine Ecology. Ecosystem Science Program. Northwest Fisheries Science Center. Seattle (USA): NOAA*. 12 p.
- Amundsen PA, Gabler HM, Staldvik FJ. 1996. A new approach to graphical analysis of feeding strategy from stomach contents data modification of the Costello (1990) method. *J Fish Biol*. 48(4):607-614. <https://doi.org/10.1111/j.1095-8649.1996.tb01455.x>
- Avendaño-Ibarra R, Godínez-Domínguez E, Aceves-Medina G, González-Rodríguez E, Trasviña A. 2013. Fish larvae response to biophysical changes in the Gulf of California, Mexico (winter-summer). *J Mar Biol*. 2013(1):1-17. <https://dx.doi.org/10.1155/2013/176760>
- Baqueiro EC, Massó, JA, Guajardo, HB. 1982. Distribución and abundancia de moluscos de importancia comercial en Baja California Sur (No. 11). La Paz (BCS): Instituto Nacional de la Pesca, Centro de Investigaciones Pesqueras, Secretaría de Pesca.
- Baqueiro ERC, Aldana DA. 2000. A review of reproductive patterns of bivalve mollusks from Mexico. *Bull Mar Sci*. 66(1):13-27.
- Bock LR, Goforth R, Stefanavage T, Sepúlveda M. 2010. Diet of shovelnose sturgeon in the Middle Wabash River, Indiana (USA). *J Appl Ichthyol*. 27(2):309-315. <https://doi.org/10.1111/j.1439-0426.2010.01584.x>
- Brown SC, Bizzarro JJ, Cailliet GM, Ebert DA. 2012. Breaking with tradition: redefining measures for diet description with a case study of the Aleutian skate *Bathyraja aleutica* (Gilbert 1896). *Environ Biol Fish*. 95(1):3-20. <https://doi.org/10.1007/s10641-011-9959-z>
- Brusca RC. 1980. *Common Intertidal Invertebrates of the Gulf of California*. 2nd ed. Tucson (USA): University of Arizona Press. 513 p.
- Buxton CD, Garratt PA. 1990. Alternative reproductive styles in seabreams (Pisces: Sparidae). *Environ Biol Fishes*. 28:113-124. <https://doi.org/10.1007/BF00751031>
- Castillo-Durán A, Castro-Acedo A, Arreola-Lizárraga JA, Hoyos-Chairez F, Cáceres-Martínez C, Mendoza-Salgado R, Martínez-Córdova L, Chávez-Villalba J. 2013. Gametogenic cycle and condition index of the clam *Chione fluctifraga* in Bahía San Jorge, Gulf of California, Mexico = Ciclo gametogénico e índice de condición de la almeja *Chione fluctifraga* en Bahía San Jorge, Golfo de California, México. *Rev Biol Mar Oceanogr*. 48(1):59-72. <https://doi.org/10.4067/S0718-19572013000100006>
- Castillo-Rivera M, Zárate-Hernández R, Salgado-Ugarte IH. 2007. Hábitos de alimento de juveniles and adultos de *Archosargus probatocephalus* (Teleostei: Sparidae) en un estuario tropical de Veracruz. *Hidrobiológica*. 17(2):119-126.
- [CONAPESCA] Comisión Nacional de Acuicultura y Pesca. 2021. Anuario Estadístico de Acuicultura y Pesca 2021: CONAPESCA; [accessed 2023 Dec 12]. [https://nube.conapesca.gob.mx/sites/cona/dgppe/2021/ANUARIO\\_ESTADISTICO\\_DE\\_ACUACULTURA\\_Y\\_PESCA\\_2021.pdf](https://nube.conapesca.gob.mx/sites/cona/dgppe/2021/ANUARIO_ESTADISTICO_DE_ACUACULTURA_Y_PESCA_2021.pdf)
- Contreras-Catala F, Sánchez-Velasco L, Beier E, Godínez VM. 2015. Effects of a mesoscale eddy on the distribution of mesopelagic fish larvae in the Gulf of California = Efectos de un remolino de mesoescala sobre la distribución de larvas de peces mesopelágicas en el Golfo de California. *Rev Biol Mar Oceanogr*. 50(3):575-582. <https://doi.org/10.4067/s0718-19572015000400014>
- Costello MJ. 1990. Predator feeding strategy and prey importance: a new graphical analysis. *J Fish Biol*. 36(2):261-263. <https://doi.org/10.1111/j.1095-8649.1990.tb05601.x>
- Chakroun MN, Kartas F. 1987. Denture et regime alimentaire de especes du genre *Pagrus* (Pisces: Sparidae) de cotes Tunisiennes. *Cybiuim*. 11:3-19.
- Christensen V, Pauly D. 1992. ECOPATH II - a software for balancing steady-state ecosystem models and calculating network characteristics. Manila (Philippines): ICLARM.
- Chavance P, Yáñez-Arancibia A, Flores-Hernández D, Lara-Domínguez A, Amezcua-Linares F. 1986. Ecology, biology, and population dynamics of *Archosargus rhomboidalis* (Pisces: Sparidae) in a tropical coastal lagoon system, southern Gulf of Mexico. *An Inst Biol Univ Nac Autón Méx*. 13(2):11-30.
- De Mitcheson YS, Liu M. 2008. Functional hermafroditism in teleosts. *Fish*. 9(1):1-43. <https://doi.org/10.1111/j.1467-2979.2007.00266.x>
- Do Carmo JPS, da Costa MR, Gerson FA. 2019. Energy acquisition and allocation to the gonadal development of *Cynoscion leiachus* (Perciformes, Sciaenidae) in a tropical Brazilian bay.

- Mar Biol Res. 15(2):170-180.  
<https://doi.org/10.1080/17451000.2019.1610777>
- Dubovitsky AA. 1977. Sex ratio and length-sex composition of the Campeche-Bank littlehead porgy (*Calamus proridens*, Jordan and Gilbert, 1884) population. In: Stewart HB (ed.), Cooperative investigations of the Caribbean and adjacent regions II. Caracas (Venezuela): FAO Fisheries. p. 115-122.
- Eschmeyer WN, Herald ES, Hamman H. 1983. A field guide to Pacific coast fishes of North America from the Gulf of Alaska to Baja California. Peterson Field Guide Ser. 28. New York (USA): Houghton-Mifflin. 336 p.
- Fernández-Palacios H, Izquierdo MS, Robaina L, Valencia A, Salhi M, Vergara JM. 1995. Effect of n-3 HUFA level in broodstock diets on egg quality of gilthead sea bream (*Sparus aurata* L.). Aquacult. 132(3-4):325-337.  
[https://doi.org/10.1016/0044-8486\(94\)00345-0](https://doi.org/10.1016/0044-8486(94)00345-0)
- García-Domínguez FA, Carvalho-Saucedo L, Vélez-Arellano N. 2018. Reproductive cycle of two *Modiolus capax* (Bivalvia: Mytilidae) beds at different depths at Ensenada de La Paz, Gulf of California, Mexico. Hidrobiol. 28(3):313-323.  
<https://doi.org/10.24275/uam/izt/dcbs/hidro/2018v28n3/carvalho>
- Ghanbarzadeh HM, Soofiani NM, Keivany Y, Motlagh SAT. 2014. Feeding habits of the king soldier bream, *Argyrops Spinifer* (Forsskal, 1775) (Perciformes: Sparidae), in the northern Persian Gulf. J Appl Ichthyol. 30(3):485-489.  
<https://doi.org/10.1111/jai.12397>
- Giese AC. 1966. Lipids in the economy of marine invertebrates. Physiol Rev. 46(2):244-298.  
<https://doi.org/10.1152/physrev.1966.46.2.244>
- Goldman SF, Glasgow DM, Falk MM. 2015. Feeding habits of 2 reef-associated fishes, red porgy (*Pagrus pagrus*) and gray triggerfish (*Balistes capriscus*), off the southeastern United States. Fish Bull. 114:317-329.  
<https://doi.org/10.7755/FB.114.3.5>
- Hendrickx ME. 1995a. Equinodermos. In: Fischer W, Krupp F, Schneider W, Sommer C, Carpenter KE, Niem VH (eds.), Guía FAO para la identificación de especies para los fines de la pesca. Pacífico Centro-Oriental Vol. 1 Plantas e Invertebrados. Rome (Italy): FAO. p. 637-646.
- Hendrickx ME. 1995b. Cangrejos. In: Fischer W, Krupp F, Schneider W, Sommer C, Carpenter KE, Niem VH (eds.), Guía FAO para la identificación de especies para los fines de la pesca. Pacífico centro-oriental. Vol. I. Plantas e Invertebrados. Rome (Italy): FAO. p. 565-636.
- Hendrickx ME. 1995c. Camarones. In: Fischer W, Krupp F, Schneider W, Sommer C, Carpenter KE, Niem VH (eds.), Guía FAO para la identificación de especies para los fines de la pesca. Pacífico centro-oriental. Vol. I. Plantas e Invertebrados. Rome (Italy): FAO. p. 417-537.
- Hendrickx ME, Salgado-Barragán J, Toledano-Granados A, Cordero-Ruiz M. 2014. Los moluscos (Pelecypoda, Gastropoda, Cephalopoda, Polyplacophora y Scaphopoda) recolectados en el SE del golfo de California durante las campañas SIPCO a bordo del B/O "El Puma": Elenco faunístico. Rev Mex Biodivers. 85(3):682-722.  
<https://doi.org/10.7550/rmb.43077>
- Hernández-Herrejón LA, Solís-Marín FA, Laguarda-Figueroa A. 2008. Ofiuroides (Echinodermata: Ophiuroidea) de las aguas mexicanas del golfo de México. Rev Biol Trop. 56(3):83-167.
- Holguín-Quinones OE, González-Pedraza AC. 1994. Moluscos de la franja costera de Michoacán, Colima and Jalisco, México. Ciudad de México (México): Dirección de Bibliotecas and Publicaciones, Instituto Politécnico Nacional. 133 p.
- Horvath ML, Churchill BG, Huntsman GR. 1990. Growth, mortality, reproduction and feeding of knobbed porgy, *Calamus nodosus*, along the southeastern United States coast. Bull Mar Sci. 46(3):677-687.
- Hoşsucu B, Çakır DT. 2003. Some parameters about population biology of the Common Pandora (*Pagellus erythrinus* L., 1758) (Sparidae) in the Edremit Bay (Turkey). J Fish Aquat Sci. 20(3):329-336.
- Houde ED. 1975. Effects of stocking density and food density on survival, growth and yield of laboratory-reared larvae of sea bream *Archosargus rhomboidalis* (L.) (Sparidae). J Fish Biol. 7(1):115-127.  
<https://doi.org/10.1111/j.1095-8649.1975.tb04581.x>
- Hurlbert SH. 1978. The measurement of niche overlap and some relatives. Ecology. 59(1):67-77.  
<https://doi.org/10.2307/1936632>
- Inda-Díaz EA, Sánchez-Velasco L, Lavín MF. 2014. The effects of a tidal-mixing front on the distribution of larval fish habitats in a semi-enclosed sea during winter. J Mar Biol Ass UK. 94(7):1517-1530.  
<https://doi.org/10.1017/S002531541400023X>
- Jin S, Kim DG, Seong GC, Kang DY, Jeong JM, Kim HJ, Baeck GW. 2023. Feeding ecology of red seabream, *Pagrus major* (Sparidae) in the Korea Strait. J Appl Ichthyol. 63(3):534-545.  
<https://doi.org/10.1134/S0032945223030050>
- Jiménez-Valverde A, Hortal J. 2003. Las curvas de acumulación de especies and la necesidad de evaluar la calidad de los inventarios biológicos. Rev Iber Aracnol. 8:151-161.
- Johnson RB. 2009. Lipid deposition in oocytes of teleost fish during secondary oocyte growth. Rev Fish Sci. 17(1):78-89.  
<http://dx.doi.org/10.1080/10641260802590004>
- Krebs C. 1999. Ecological methodology. Menlo Park (USA): Addison Wesley Longman. 620 p.
- Luquet P, Watanabe T. 1986. Interaction "nutrition-reproduction" in fish. Fish Physiol Biochem. 2(1-4):121-129.  
<https://doi.org/10.1007/BF02264080>
- Manooch III CS. 1977. Foods of the red porgy, *Pagrus* Linnaeus (Pistes: Sparidae), from North Carolina and South Carolina. Bull Mar Sci. 27:776-787.
- Martínez-Zavala MA, Nevárez-Martínez MO, Anguiano-Carrasco ML, Santos-Molina JP, Godínez-Cota AR. 2010. Captura de peces pelágicos menores en el Golfo de California, temporada de pesca 2007-2008. Cienc Pesq. 18(2):5-18.
- Matus-Nivón E, Ramírez-Sevilla R, Martínez-Pecero R. 1987. Descripción del huevo and primeras fases larvales de *Calamus brachysomus* (Lockington) (Pisces: Sparidae). Inv Mar CICIMAR. 3(2):43-52.
- Matus-Nivón E, Ramírez-Sevilla R, Martínez-Pecero R, Ortíz-Galindo JL. 1989. Descripción de la larva y juvenil del Pacific porgy *Calamus brachysomus* (Lockington) (Pisces: Sparidae). Inv Mar CICIMAR. 4(2):141-150.
- McBride RS, Somarakis S, Fitzhugh GR, Albert A, Yaragina NA, Wuenschel MJ, Alonso-Fernández A, Basilone G. 2015. Energy acquisition and allocation to egg production in relation to fish reproductive strategies. Fish. 16(1):23-57.  
<https://doi.org/10.1111/faf.12043>
- Moreno-Sánchez XG, Pérez-Rojo P, Irigoyen-Arredondo MS, Marin-Enríquez E, Abitia-Cárdenas LA, Escobar-Sánchez O. 2019. Feeding habits of the leopard grouper, *Mycteroperca rosacea* (Actinopterygii: Perciformes: Epinephelidae), in the Central Gulf of California, BCS, México. Act Ichtiol Piscat. 49(1):9-22.
- Morris RH, Abbott DP, Haderlie EC. 1980. Intertidal Invertebrates of California. Stanford (USA): Stanford University Press. 19 p.

- Mylonas CC, Fostier A, Zanuy S. 2010. Broodstock management and hormonal manipulations of fish reproduction. *Gen Comp Endocrinol.* 165(3):516-534.  
<https://doi.org/10.1016/j.ygcen.2009.03.007>
- Oksanen J, Blanchet FG, Friendly M, Kindt R, Legendre P, McGlenn D, Minchin PR, O'Hara RB, Simpson GL, Solymos P. 2016. *Vegan: Community Ecology Package.* v.2.4-1: R documentation. Vienna (Austria): [publisher unknown]; accessed 2019 Feb 14. <http://CRAN.R-project.org/package=vegan/index.html>
- Osman AM, Mahmoud HH. 2009. Feeding biology of *Diplodus sargus* and *Diplodus vulgaris* (Teleostei, Sparidae) in Egyptian Mediterranean Waters. *World J Fish Mar. Sci.* 1:290-296.
- Pallaoro A, Santic M, Jardas I. 2003. Feeding habits of the saddled bream, *Oblada melanura* (Sparidae), in the Adriatic Sea. *Cybium.* 27(4):261-268.  
<https://doi.org/10.26028/cybium/2004-274-003>
- Pauly D, Froese R, Sa-a PS, Palomares ML, Christensen V, Rius J. 2000. *TrophLab manual.* Manila (Philippines): ICLARM.
- Pavlidis MA, Mylonas CC. 2011. *Sparidae: Biology and aquaculture of gilthead sea bream and other species.* 1st Ed. West Sussex (UK): Blackwell Publishing Ltd. 412 p.
- Pérez-Rojo M del P, Moreno-Sánchez XG, Marín-Enríquez E, Irigoyen-Arredondo MS, Abitia-Cárdenas LA, Quiroga-Samaniego M del M. 2022. Feeding habits of the snapper *Lutjanus peru* in the central Gulf of California = Hábitos alimentarios del pargo *Lutjanus peru* en la porción central del golfo de California. *Cienc Mar.* 48(e3200):1-21.  
<https://doi.org/10.7773/cm.y2022.3200>
- Poutiers JM. 1995a. Bivalvos. In: Fischer W, Krupp F, Schneider W, Sommer C, Carpenter KE, Niem VH. (eds.), *Guía FAO para la identificación de especies para los fines de la pesca. Pacífico centro-oriental, vol. I; Plantas e Invertebrados.* Rome (Italy): FAO. p. 99-222.
- Poutiers JM. 1995b. Gasterópodos. In: Fischer W, Krupp F, Schneider W, Sommer C, Carpenter KE, Niem VH (eds.), *Guía FAO para la identificación de especies para los fines de la pesca. Pacífico centro-oriental, vol. I; Plantas e Invertebrados.* Rome (Italy): FAO. p. 223-297.
- Quiroga-Samaniego MM, Moreno-Sánchez XG, Irigoyen-Arredondo MS, Abitia-Cárdenas LA, Elorriaga-Verplancken FR, Tripp-Valdez A, Jakes-Cota U, Pérez-Rojo MP, Páez-Rosas D. 2022. Coexistence mechanism between sympatric snapper species revealed by stomach contents analysis and stable isotope analysis in the central Gulf of California, Mexico. *Reg Stud Mar Sci.* 54:102490.  
<https://doi.org/10.1016/j.rsma.2022.102490>
- Randall JE, Caldwell DK. 1966. A review of the sparid fish genus *Calamus*, with descriptions of four new species. *Sci Bull.* 2:1-47.
- Randall JE. 1967. Food habits of reef fishes of the West Indies. In: Bayer FM (ed.), *Proceedings of the International Conference on Tropical Oceanography.* Miami (USA): Stud Trop Oceanogr. p. 665-847.
- Randall J. 1968. *Caribbean Reef Fishes.* Hawaii (USA): University of Hawaii. 318 p.
- Reid GK Jr. 1954. An ecological study of the Gulf of Mexico fishes, in the vicinity of Cedar Key, Florida. *Bull Mar Sci Gulf Caribb.* 4(1):1-12.
- Ricardo F, Pimentel T, Moreira ASP, Rey F, Coimbra MA, Domingues MR, Domingues P, Leal MC, Calado R. 2015. Potential use of fatty acid profiles of the adductor muscle of cockles (*Cerastoderma edule*) for traceability of collection site. *Sci Rep.* 5(1):1-8.  
<https://doi.org/10.1038/srep11125>
- Saborido-Rey F. 2004. *Ecología de la reproducción and potencial reproductivo en las poblaciones de peces marinos [dissertation].* (España): Universidad de Vigo. 71 p.
- Saborido-Rey F. 2016. *Fish Reproduction.* In: Cochran J, Bokuniewicz H, Yager P (eds.), *Encyclopedia of Ocean Sciences.* 3rd ed. Cambridge (UK): Elsevier. p. 232-245.
- Salas S, Chuenpagdee R, Charles A, Seijo JC. 2011. *Coastal fisheries of Latin America and the Caribbean.* FAO Fisheries and Aquaculture Technical Paper. Rome (Italy). 444 p.
- Salgado-Barragán J, Hendrickx ME. 2010. Clave ilustrada para la identificación de los estomatópodos (Crustacea: Hoplocarida) del Pacífico oriental. *Rev Mex Biodivers.* 81:1-49.
- Sheaves M. 2006. Is the timing of spawning in sparid fishes a response to sea temperature regimes? *Coral Reefs.* 25:655-669.  
<https://doi.org/10.1007/s00338-006-0150-5>
- Sedberry GR. 1989. Feeding habits of whitebone porgy, *Calamus leucosteus* (Teleostei: Sparidae), associated with hard bottom reefs off the southeastern United States. *Fish Bull.* 87:935-944.
- Siddiqui JAP, Rashid FKS, Habib U, Hassan SMH, Amir SA. 2022. Feeding habits of three sparid breams, *Argyrops spinifer* Forsskål, 1775, *Sparidentex hasta* Valenciennes, 1830, and *Rhabdosargus niger* Tanaka & Iwatsuki, 2013 (family: Sparidae) in the coastal waters of Pakistan. *Mar Biodivers.* 52(27):52-57.  
<https://doi.org/10.1007/s12526-022-01264-6>
- Smith JLB. 1938. The South African fishes of the families Sparidae and Denticidae. *Trans R Soc S Africa.* 26(3):225-305.  
<https://doi.org/10.1080/00359193809519774>
- Solis-Marín FA, Laguarda-Figueras A, Durán-González A, Ahearn-Gust C, Torres-Vega J. 2005. Equinodermos (Echinodermata) del Golfo de California, México. *Rev Biol Trop.* 5(3):123-137.
- Thomson DA. 1987. *Reef fishes of the Sea of Cortez. The rocky-shore fishes of the Gulf of California.* Tucson (TX): University of Arizona Press, 407 p.
- Veranes-Dip A, Moreno-Sánchez XG, Abitia-Cárdenas LA, Villalejo-Fuerte MT, Irigoyen Arredondo MS. 2022. Reproductive cycle of *Calamus brachysomus* (Teleostei: Sparidae) in the Central Gulf of California, BCS, Mexico. *Lat Am J Aquat Res.* 50(1):78-87.  
<http://dx.doi.org/10.3856/vol50-issuel-fulltext-2763>
- Ysla-Guzmán JA, Moreno-Sánchez XG, Rosales-Velázquez MO, Carrasco-Chávez V, Ortiz-Galindo JL. 2021. Feeding habits of *Paralabrax nebulifer* (Serranidae) during reproductive and non-reproductive seasons in an adjacent area to Magdalena Bay, Baja California Sur, Mexico. *Rev Biol Mar Oceanogr.* 56(2):89-101.  
<http://dx.doi.org/10.22370/rbmo.2021.56.2.3053>